



## FEATURES

- East Coast, West Coast and Power Boosters
- 1, 2, and 3 axle options
- Add an XL Booster to your multi-axle set-up to scale out a variety of loads with flexibility
- 5 year structural warranty



## SUPERIOR VERSATILITY

XL Boosters help scale loads that need extra rear axles. Available in a variety of styles and options, you are sure to find the right one to fit with your trailer. Standard units fit with trailers reinforced for a booster, or we can retrofit your new unit to your existing trailer.

## POWER BOOSTER

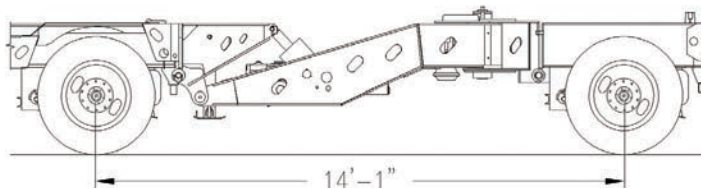
The Power Booster uses hydraulic pressure, accompanied by a nitrogen accumulator, to transfer weight from the trailer while allowing the booster to be flexible for uneven terrain. The nitrogen accumulator allows for 15 inches of travel without changing the weight on the axles or damaging the frame of the trailer.



DESIGNED FOR YOU. BUILT TO LAST.

[www.xlspecializedtrailer.com](http://www.xlspecializedtrailer.com) | 877.283.4852

# XL BOOSTER SPECS



## XL 22 PMB (1 AXLE)

### FRAME

102" wide  
T-1 flange, 80K web  
40" loaded deck height  
(1) 12,000 lb single speed drop leg

### 54" AXLE SPACING

14' 1" spread from last axle on trailer to first axle on booster

### 60" AXLE SPACING

14' 7" spread from last axle on trailer to first axle on booster

### AXLES

(1, 2, or 3) 25,000 lb nominal

outboard drums  
16 1/2" x 7" brakes

### SUSPENSION

25,000 lb air ride

### HYDRAULICS

5.5 HP unit  
controls on driver's side

### WHEELS & TIRES

8.25 x 22.5 steel rims  
255 / 70R / 22.5 tires

### LIGHTING

12V sealed Grote harness  
rubber mounted led lights  
2 tail light package

### PAINT

black, IH red or new CAT yellow  
air & electric done after paint

### PAINT OPTIONS

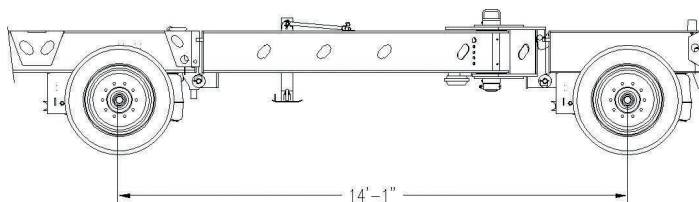
non-standard paint colors  
non-standard metallic paint

### WARRANTY

5 year structural  
1 year paint

### AVAILABLE MODELS

XL 22 PMB  
XL 42 PMB  
XL 60 PMB



## XL 22 MB (1 AXLE) EAST COAST

### FRAME

102" wide  
T-1 flange, 80K web  
single speed drop leg jack  
2 flag holders

### AXLES

(1, 2, or 3) 25,000 lb nominal  
14' 1" spacing from center of last axle on trailer to center of first axle on pivot booster  
hub pilot, outboard drums  
16 1/2" x 7" brakes

### SUSPENSION

25,000 lb air ride

### WHEELS & TIRES

8.25 x 22.5 steel rims  
255 / 70R / 22.5 tires

### LIGHTING

12V sealed grote harness  
rubber mounted led lights  
2 tail light package

### PAINT

black, IH red or new CAT yellow  
air & electric done after paint

### PAINT OPTIONS

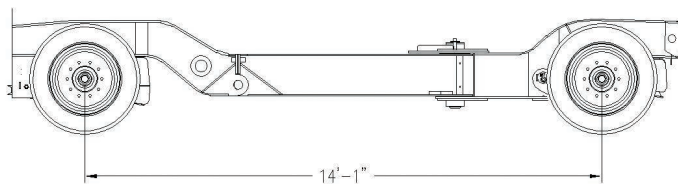
non-standard paint colors  
non-standard metallic paint

### WARRANTY

5 year structural  
1 year paint

### AVAILABLE MODELS

XL 22 MB: East Coast  
XL 42 MB: East Coast  
XL 60 MB: East Coast



## XL 22 MB (1 AXLE) WEST COAST

### FRAME

102" wide  
T-1 flange, 80K web  
single speed drop leg jack  
2 flag holders

### AXLES

(1, 2, or 3) 25,000 lb nominal  
14' 1" spacing from center of last axle on trailer to center of first axle on booster

hub pilot, outboard drums  
16 1/2" x 7" brakes

### SUSPENSION

25,000 lb air ride

### WHEELS & TIRES

8.25 x 22.5 steel rims  
255 / 70R / 22.5 tires

### LIGHTING

12V sealed grote harness  
rubber mounted led lights  
2 tail light package

### PAINT

black, IH red or new CAT yellow  
air & electric done after paint

### PAINT OPTIONS

non-standard paint colors  
non-standard metallic paint

### WARRANTY

5 year structural  
1 year paint

### AVAILABLE MODELS

XL 22 MB: West Coast  
XL 42 MB: West Coast  
XL 60 MB: West Coast

DESIGNED FOR YOU. BUILT TO LAST.

www.xlspecializedtrailer.com | 877.283.4852