


# XL MECHANICAL FULL-WIDTH GOOSENECK




XL 70 MFG with Aluminum pullout outriggers

## YOUR SOLUTIONS-BASED HAULING PARTNER



### ALUMINUM PULLOUTS

The XL aluminum pull out outriggers are a very popular option for the XL MFG. They extend to **27" on 18" centers** with **4,400 lb capacity** per aluminum extrusion. XL pull out outrigger tubes have **cleanout holes** to keep the bottom of the trailer free from dirt and debris.



XL MFG 12" crossmembers

### BUILT TO LAST

The XL MFG is built exclusively with **12" cross member spacing**, to increase stability. XL's **one-piece construction process** results in stronger products. I-beams are made from one piece web and flange and then welded on all sides.



double donuts

### UNMATCHED EFFICIENCY

XL products are designed to fit your needs. The **6" ground clearance** and **18" loaded deck height** makes hauling taller equipment easy. The **double donut option** allows for even more versatility of deck height.

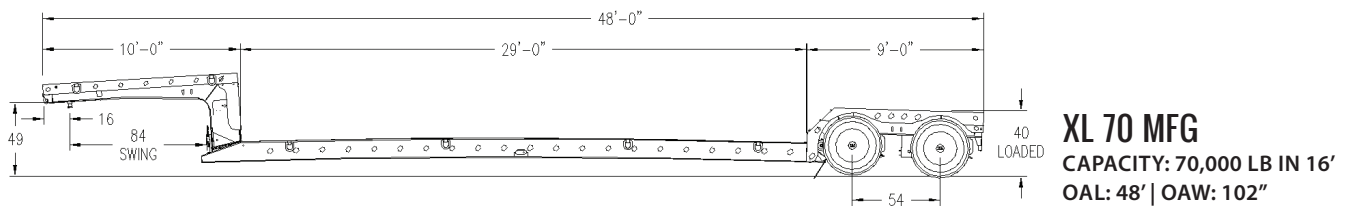
### BUILT WITH YOU IN MIND

- Pierced beams
- Pilot mount 8.25 x 22.5 disc wheels
- 4 beam main deck
- Mechanical neck makes the trailer lighter versus a hydraulic neck.
- Versatile model allows for a variety of options to fit your needs: different outriggers, various widths and heights, ability to reinforce for flip axles (not available on all models) and detachable wheel areas.
- All XL Specialized Trailers' products go through the new, premium paint process. XL paint includes a **full 1 year warranty**.
- Always striving to surpass market standards, all XL Specialized Trailers' products feature a **5 year structural warranty**.

### FIND YOUR SPECIALIZED SOLUTION TODAY

visit [xlspecializedtrailer.com](http://xlspecializedtrailer.com)

# XL MECHANICAL FULL-WIDTH GOOSENECK



## SPECS

### GOOSENECK

MECHANICAL DETACHABLE FULL-WIDTH  
10' LONG  
49" 5TH WHEEL HEIGHT  
84" SWING CLEARANCE  
16" KING PIN SETTING  
(2) BENT D-RINGS PER SIDE  
1½" APITONG DECKING  
ALUMINUM MUDFLAPS

### MAIN DECK

29' LONG  
T-1 FLANGE, 80K WEB  
(4) 12" FAB I-BEAMS  
18" LOADED DECK HEIGHT  
6" GROUND CLEARANCE  
6" & 4" JR I-BEAM CROSS MEMBERS  
ON 12" ALT. CENTERS  
(4) BENT D-RINGS PER SIDE  
1½" APITONG DECKING FLUSH  
RAMP TAPERS TO 4"

### REAR BRIDGE

9' LONG  
40" DECK HEIGHT  
1½" APITONG DECKING FLUSH  
(2) FLAG HOLDERS  
(2) BENT D-RINGS IN TAIL CHANNEL

### SUSPENSION

25,000 LB AIR RIDE

### AXLES

(2) 25,000 LB NOMINAL  
54" SPACING  
HUB PILOT, OUTBOARD DRUMS  
4S2M ABS  
16½" X 7" BRAKES  
(2) PAIR SPRING BRAKES

### WHEELS AND TIRES

8.25 X 22.5 STEEL RIMS  
255 / 70R / 22.5 TIRES

### LIGHTING

D.O.T. APPROVED 12V SEALED  
GROTE HARNESS  
RUBBER MOUNTED LED LIGHTS  
(1) MID-TURN SIGNAL PER SIDE  
(2) CLEARANCE LIGHT PER SIDE  
7 POLE ELECTRICAL SOCKET  
2 TAIL LIGHT PACKAGE WITH  
ALUMINUM COVER

### NEW INDUSTRY-LEADING PAINT PROCESS

1 YEAR WARRANTY  
BLACK, IH RED, OR NEW CAT YELLOW  
AIR & ELECTRIC DONE AFTER PAINT

### AVAILABLE MODELS

XL 50 MFG    XL 80 MFG  
XL 60 MFG    XL 90 MFG  
XL 70 MFG    XL 100 MFG  
ALL MODELS ALSO AVAILABLE AS  
NARROW NECKS, THE XL MG

## OPTIONS



### POPULAR OPTIONS

Chain slots  
Georme hooks  
Stake pockets  
Various D-rings  
Aluminum pullout ramps  
Aluminum decking

Double donuts  
Pull out outriggers  
Swing out outriggers  
Manual ride height control  
Many more available