

XL FOLDING GOOSENECK



XL 100 Folding Gooseneck (Mechanical)

YOUR SOLUTIONS-BASED HAULING PARTNER



Low incline ramp

REVOLUTIONARY DESIGN

The XL Folding Gooseneck handles your heaviest hauling challenges. The **low incline ramp** makes it easy and safe to load and transport pavers, scrapers and other heavy equipment. The **neck adjusts to uneven terrain** without the use of blocks so you can load and unload almost anywhere.



XL 100 FG

XL FG: OIL FIELD OPTIONS

XL Folding Gooseneck can be fully equipped for use in the oil field. With rollers including **tail rolls, neck rolls, pop-up rollers** and **pick up eyes**, the XL Folding Goosenecks easily accommodate your oil and gas hauling needs.



XL 120 FGE: Oil and Gas spec

XL FGE: EXTENDABLE OPTION

XL Folding Gooseneck Extendable features the **Patented XL Extend-A-Trac**, which allows for extending and retracting the trailer without hooking and unhooking air and electrical lines. 6" greaseable rollers incorporate oil impregnated bronze bushings to make extending easy.

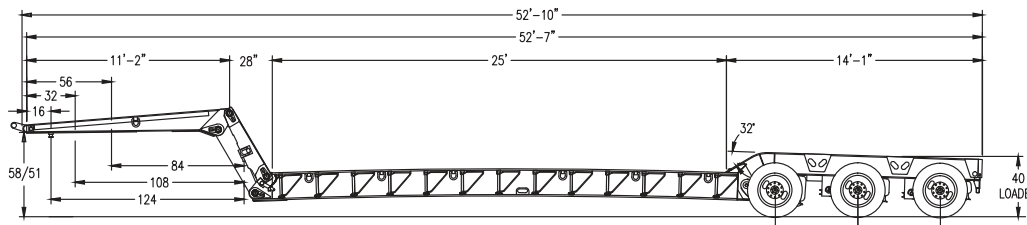
BUILT WITH YOU IN MIND

- Mechanical neck
- 11'2" gooseneck length
- 25' main deck
- Bucket well
- Low incline ramp
- 40" rear deck height
- 16", 32" & 56" king pin settings
- 51'3" overall length
- 124", 108" & 84" swing clearance
- All XL Specialized Trailers' products go through the new, premium paint process. XL paint includes a **full 1 year warranty**.
- Always striving to surpass market standards, all XL Specialized Trailers' products feature a **5 year structural warranty**.

FIND YOUR SPECIALIZED SOLUTION TODAY

visit xlspecializedtrailer.com

XL FOLDING GOOSENECK



XL 100 FG

CAPACITY: 100,000 LB OVERALL
CONCENTRATED: 100,000 LB IN 10'
OAL: 52' 10" | OAW: 102"

SPECS

GOOSENECK

MECHANICAL FOLDING
11' 2" LONG
16", 32" & 56" KING PIN SETTING
124", 108" & 84" SWING CLEARANCE
58"/51" 5TH WHEEL HEIGHTS
7° LOAD ANGLE
ROUND NOSE WITH EXTENDED 6" LIFT EYE
TAIL CHAIN HOOK IN 5TH WHEEL
(2) D-RINGS PER SIDE
1¾" APITONG RAISED
UPPER FLANGE REINFORCEMENT
TOOL BOX BEHIND KING PIN

SUSPENSION

25,000 LB AIR RIDE
RAISE AND LOWER VALVE

REAR DECK

14' 1" LONG
40" LOADED DECK HEIGHT
(2) FLAG HOLDERS

MAIN DECK

25' LONG WITH BUCKET WELL
26" LOADED DECK HEIGHT
8" GROUND CLEARANCE
1¾" APITONG DECKING RAISED
CROSS MEMBERS DESIGNED FOR
CENTER LOADING
PERIMETER FRAME DESIGN 18" BEAMS
HEAVY DUTY REMOVABLE SWING OUT
REMOVABLE OUTRIGGERS
(6) D-RINGS PER SIDE
(2) FLAG HOLDERS AT FRONT

AXLES

(3) 25,000 NOMINAL, 77½" TRACKING
54½" AXLE SPACING
SPRING BRAKES ON 1 AXLE
16½" X 7" BRAKES
HUB PILOT, OUTBOARD DRUMS
LIMIT CHAINS ON ALL AXLES

WHEELS AND TIRES

8.25 X 22.5 STEEL RIMS
255 / 70R / 22.5 TIRES

LIGHTING

D.O.T. APPROVED 12V SEALED
GROTE HARNESS
RUBBER MOUNTED LED LIGHTS
(1) MID-TURN SIGNAL PER SIDE
(2) CLEARANCE LIGHT PER SIDE
7 POLE ELECTRICAL SOCKET
2 TAIL LIGHT PACKAGE WITH
ALUMINUM COVER



NEW INDUSTRY-LEADING PAINT PROCESS

1 YEAR WARRANTY
BLACK, IH RED, OR NEW CAT YELLOW
AIR & ELECTRIC DONE AFTER

AVAILABLE MODELS

XL 100 FG
XL 110 FG
XL 120 FG
AVAILABLE WITH 3, 4 OR 5 AXLES
ALSO AVAILABLE AS AN EXTENDABLE,
THE XL FGE

OPTIONS



POPULAR OPTIONS

Single drop conversion
Oil field spec with rollers
Winch in wheel area
Multiple king pin settings
Various outriggers/D-rings

Air lift on 3rd axle
Prepped for Flip Axles,
Boosters and Power Boosters
Many more available